




Hello Reception,



Last week was fun seeing so many of you join our Class Dojo. I loved seeing your drawings appear and your grown-ups have been great at sending me photographs of you working too. This week, Miss Ayton has set you her own challenge (see 'Try something new' at the bottom of the page) and she will be awarding you Dojo points for your effort. I can't wait to see the results!

I hope you all had a great day celebrating 75 years of VE day? Here are some of your preparations from during the week and I look forward to seeing more soon too:



Have a great week all of you and please keep in touch, I miss you!

Mrs Butterfield



## Maths

Back to White Rose and I think you will like the theme - **The Very Hungry Caterpillar** will be helping you to learn this week! <https://whiterosemaths.com/homelearning/early-years/> (week 3)





### Day 1: Explore shape and pattern

How many circles can you spot? Can you find objects with circular faces in your house?

### Day 2: Count how many and one more

Make caterpillars of different lengths. Can you find one more? How about double the amount?



### Day 3: Combine amounts



Count fruit in a bowl and then combine amounts to find totals. Can you survey your family to find the most popular fruit?

### Day 4: Halving and sharing

Have a picnic in your house or garden. Can you find half by sharing? Use your skills from last week.

### Day 5: Compare length

Make playdough caterpillars. Can you measure them and compare lengths?



There's a fun caterpillar number ordering game to play online too:

<https://www.tvokids.com/preschool/games/caterpillar-count>

## Reading and Writing




Remember to keep up with your phonics learning and watch the daily lesson if you can. The details are on our Virtual School page. But as a little reminder, if you're not sure which one to watch, Set 1 sounds are for all of Reception and if you are in Mrs Holliday's group then you are Set 2.



Try this phonics game this week, read the word and decide if it is real or fake (they love this game in school!): <https://www.phonicsbloom.com/uk/game/odd-and-bob?phase=2>

We are going to continue with 'Talk for Writing' this week, following on from the work you did last week: <https://www.talk4writing.co.uk/wp-content/uploads/2020/04/Reception-Unit.pdf>

Re-read the story of Mavis with your grown-up or listen to it here <https://soundcloud.com/talkforwriting/mavis>



**Day 1: Ladybird Words (Pg 17)** Write words from the poem you read last week, using a feely tray.

**Day 3: Let's get creative! (Pg 19)** Follow the instructions to make a jelly potion!



**Day 2: Read Together (pg 18)**

Read a letter to Mavis from her best friend Bertie. You will be able to read some words alone and need help with others.



**Day 4: Out and about (pg 20)** Can you have a hunt outdoors to find the creatures on the list?



**Day 5: Read together (pg 21)** Read the worm factfile together with your grown-up.

## Science



We've been learning lots about animals in the wild and their natural environment. What about the same animals that live in zoos? Do you know why they live there in captivity? You can watch some videos and learn more about why we have zoos and the work they do to help protect endangered animals here:



<https://www.bbc.co.uk/teach/what-are-zoos-for/z649f4j>



I have set you a couple of tasks on Purple Mash. One is to explore zoos further and then create your own and label the names of the animals using the letters. The other is a game to sort zoo and farm animals into two different groups.

## RE



We're learning about special family times this term and objects that are precious to us. Have you or a family member celebrated a 'lockdown birthday'? I'm sure it has been a little different than it might normally be, but I bet it was lots of fun still! There are lots of May birthdays in my family (including mine!), so we are getting creative about celebrating and the gifts we can give one another. You could make something special for someone's birthday and here is an idea to make a musical instrument.

Watch the lesson and follow the instructions. Remember to upload a photograph to Class Dojo for us to see!

<https://www.thenational.academy/reception/foundation/instrument-gift-reception-wk3-3#slide-1>



I've also set you a task on Purple Mash task all about birthdays too, as I know some of you love completing these.

## Music



<https://www.thenational.academy/reception/foundation/rainbow-song-and-dance-reception-wk2-3#slide-1>

Sing along to 'I can sing a rainbow' song. You'll be asked to think of actions to accompany the colours of the rainbow and put them together at the end in a fun sing and dance along at the end!

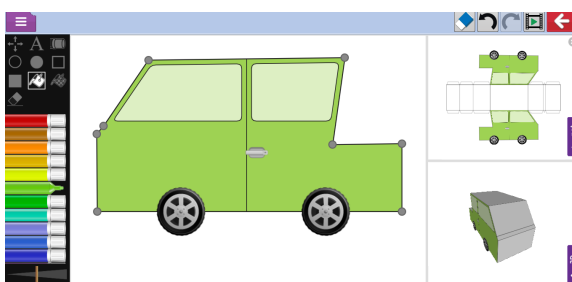






We've considered the job of a safari ranger and even dressed up as one! Now can you design a vehicle for them to get around in to check on the animals? What design features will you need to consider? Research some real safari trucks online, you will need to make sure it keeps the passengers safe and blends in well with the surroundings.

Use Purple Mash to design it - you can see what it will look like in 3D using the software and get a net image too. Next week we will use these designs to make it into reality! So, whatever you design this week, you have a chance to gather anything you might need to make it.



This week I would like you to focus on agility. There is a little video to tell you about how you can practise and improve your agility here: <https://www.youtube.com/watch?v=cUy-nGjLWQM>

Then you can follow the guidance on the video for the following, you will need some space outside for this. I would love to see some videos sent into Dojo if you can?

**Activity 1: Running** - run and touch the fence and back again, as quickly as you can and staying in a straight line.

**Activity 2: Tig** - your grow-up or a sibling needs to help with this one. Use lunges to avoid being tigged.


**Activity 3: Obstacles** - use items from your house to avoid when running and then with an intercepting ball!







### Try something new...



This week's challenge is set by Miss Ayton and you can earn yourself two Dojo points if you upload your results to our Class Dojo page for her to see!

Start by watching the lesson on the National Academy website and seeing if you can make your own real rainbow!!!

<https://www.thenational.academy/reception/foundation/make-a-rainbow-reception-wk2-5#slide-1>

Then create your own rainbow, like Miss Ayton did, in any creative way you like. Could you write the names of the colours you have used?

Upload a photograph of you carrying out the rainbow experiment and a photograph of your artwork. There are two Dojo points available, one for each part of the challenge.

