

Hello Year 4,

I had the pleasure of speaking to most of you on the phone last week when completing our weekly check-ins. It was lovely to be able to speak to you and to know that you are staying safe and indoors. We have made a tweak to the plans with this week to help you structure your days a little bit more, I hope you find this a little easier to follow! Keep up the hard work, I am so proud of each and every one of you.

From Mr Ratton



Maths



There are currently lots of time related 2Dos on Purple Mash, they are recapping what you did in Year 2 and Year 3 and focus on o'clock, 5 past and 5 to, AM and PM as well as 24-hour time. I will leave these on for another week for those of you who have not yet managed to complete them!

I would also like you to continue practising your times tables. There are a range of 2Dos on PurpleMash linking to times tables and you all still have access to TT Rockstars.

Before looking at this week, if you can sign up to Maths No Problem using this link that would be fantastic, lessons may be on here in the future and having access to this will be very useful:

<http://www.sacristonacademy.co.uk/filecache/46d/925/13379-mnp-virtual-school-letter.pdf>

This week, we will be moving onto decimals and there are a set of lessons below to help you with this! You will have seen decimals before but this is a brand new topic. PLEASE DO NOT WORRY! Learning from home is very different to what you are used to. Don't be scared and have a go! Before completing this week's learning on White Rose Hub, I have included a useful link to a lesson on BBC Bitesize which is an introduction to decimals:

<https://www.bbc.co.uk/bitesize/topics/zsjqtfr/articles/zsbd7p3>




After watching this clip and completing the activities, please complete the lessons on White Rose Hub by clicking on this link:

<https://whiterosemaths.com/homelearning/year-4/>

Please complete the lessons in Week 1, I have put some images in to help you with which lessons to complete in which order:

Lesson 1

Lesson 1 - Recognise tenths and hundredths

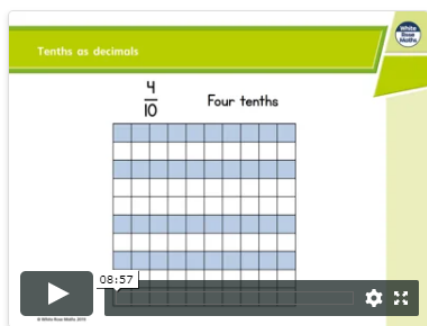


Get the Activity
Y4 Spring Block 4 WO1 Recognise tenths and hundredths 2019

Get the Answers
Y4 Spring Block 4 ANS1 Recognise tenths and hundredths 2019

Lesson 2

Lesson 2 - Tenths as decimals

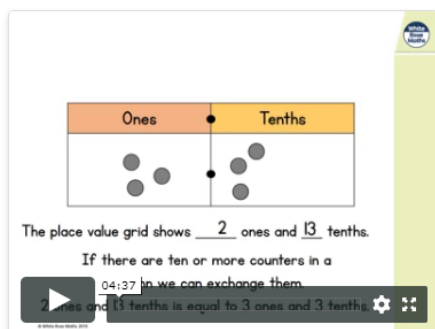


Get the Activity
Y4 Spring Block 4 WO2 Tenths as decimals 2019

Get the Answers
Y4 Spring Block 4 ANS2 Tenths as decimals 2019

Lesson 3

Lesson 3 - Tenths on a place value grid



Get the Activity
Y4 Spring Block 4 WO3 Tenths on a place value grid 2019

Get the Answers
Y4 Spring Block 4 ANS3 Tenths on a place value grid 2019

Lesson 4

Lesson 4 - Tenths on a number line



The video shows a number line from 0 to 1 with major ticks every 0.1 units. Below it is a ruler with centimeter markings. The video player interface includes a play button, a progress bar at 11:34, and settings icons.

Get the Activity

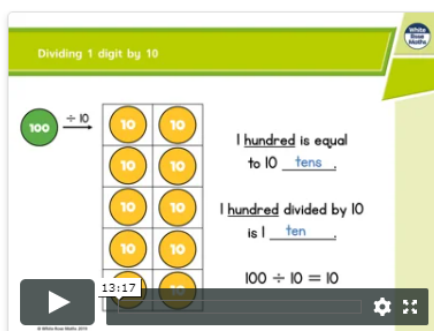
Y4 Spring Block 4 WO4 Tenths on a number line 2019

Get the Answers

Y4 Spring Block 4 ANS4 Tenths on a number line 2019

Lesson 5

Lesson 5 - Dividing 1 digit by 10



The video shows a grid of 100 small yellow circles arranged in 10 rows and 10 columns. To the left, a green circle labeled '100' has an arrow pointing to the grid with '+ 10' above it. To the right, text reads: 'I hundred is equal to 10 tens.', 'I hundred divided by 10 is 10 ten.', and the equation $100 \div 10 = 10$. The video player interface includes a play button, a progress bar at 13:17, and settings icons.

Get the Activity

Y4 Spring Block 4 WO5 Dividing 1 digit by 10 2019

Get the Answers

Y4 Spring Block 4 ANS5 Dividing 1 digit by 10 2019

If you don't have access to a printer, please write the answers in your yellow exercise book. I hope you find these new lessons enjoyable!



Reading and writing



Before completing this week's tasks, it is very important that you have completed your email from last week as it links to the activities over the next 5 days.

Activity 1

Look back at your email from last week. Can you edit and improve any parts of it? Have you checked your spellings with a dictionary or by asking an adult? Are there any words or phrases you can change?



Activity 2

Can you find definitions for the following words? Use a dictionary or the internet to help you and write them in your exercise book:

- Capital
- Landmark
- Enquiry
- Reservation
- Tour

Activity 3

Put yourself in the person's shoes who received your email. Can you write an email back to respond to your own questions? You have **2 days** to complete this task so make sure it is your best work! **Challenge:** Can you use at least 3 words you found the definitions for yesterday in your work?



Activity 4

Below is an image of Mount Rushmore, a very famous landmark in America. Use your Vipers skills to answer the following questions in your exercise books:


- Why do you think these people were chosen to be carved into the side of a mountain?
- What do you think was used to complete this?
- Why would somebody want to create this?
- How long do you think it might have taken?
- Why do you think this was the method chosen to honour these people?
- Could you think of another way to honour someone?



Science



Our topic this term is Electricity. There is information about this on your Road Trip USA knowledge organisers. Previously we have looked at some examples of electrical appliances around the house and you have created a poster/leaflet on how to stay safe around it. Now, I want you to look more at the scientific aspect of electricity. Can you tell me what it is by writing a definition in your exercise book? We have looked at examples around the house, can you think of any other examples at school or at clubs you attend? I have also included a link to complete an activity.



below

<https://www.bbc.co.uk/bitesize/topics/z2882hv/articles/zcwnv9q>



PSHE



During these strange times, there are lots of things you can be doing to help around the house. How could you be helpful around the home? Could you keep your bedroom tidy, help lay or clear the table or put the washing away? Ask yourself these questions: How did it feel to be kind? What did it mean to the person you were helping? What might you do next? Write your answers in your exercise books.



Music



It has been reported in the news that one of the ways the country will mark the 75th anniversary of VE Day – the end of the Second World War in Europe – will be with a rendition of Dame Vera Lynn's 'We'll Meet Again' at **9pm on Bank Holiday Friday 8 May**.

Learn the words to the song in preparation. You could even research as to why this song is so symbolic.



Geography



Previously, you have researched your own state and looked at aspects such as capitals and population. Now, I want you to look at America as a whole. Can you label all 50 states on a map of America? Use the internet and your knowledge organisers to help you. A very useful website may be Google Earth which is linked below!

https://www.google.co.uk/intl/en_uk/earth/

If you can, find a blank map of the US online to print out to label the states on. If this is not possible, can you complete the quiz below? Write down your scores in your exercise books!

https://www.sporcle.com/games/Matt/find_the_states



Extension: Can you find the capital cities of each state?



PE



We have all worked hard to earn our 'Walk to School' badges but lockdown has made that pretty impossible to achieve...until now!

Get onto www.livingstreets.com and find the primary schools section to see what activities they have planned for you to work towards your next award. Take a photo to show your efforts and post it. When we all return, we will decide on what class reward we could have!

Continue to complete PE with Joe Wicks. Answer these questions in your book at the end of the week.

What was your favourite exercise and why?

What was your least favourite exercise and why?

How did your body feel during the exercises?

Would you have done anything differently?



Try something new....



This Friday will be a very special day as it marks the 75th anniversary of VE day. Below is a link to a video explaining what this is.

<https://www.bbc.co.uk/teach/class-clips-video/history-ks2-ve-day/z7xtmfr>

There are a number of ways you could celebrate this and I am leaving this up to you. Be creative!

Here are some examples:

- Hold a party in your house and dress up in 1940s style clothing
- Create Union Jack Flags to wave on Friday at 9pm for the rendition of 'We'll meet again'
- Write a diary entry as if you were there on the day!
- Create the front page of a newspaper from the day!
- Draw a picture of Winston Churchill using some of the art techniques you have learned this year!

