

Hello Year 2,

I was so excited to see the messages and photos that you sent to me on class Dojo last week, as well as the work on Purple Mash, it really cheers me up seeing how hard you are working at home.

I was incredibly impressed with your celebrations for VE day last week too. I enjoyed baking and decorating my cake as the Union Jack as well as reflecting and remembering all of those people who sacrificed their lives for this country.

I know we are stuck at home now but you have to remember that your sacrifice by staying at home is keeping people safe and saving lives. I am very proud of you all and maybe in 75 years' time children at school will learn about us and the time we are going through now!

You may have also noticed that we now have virtual certificates and a prize draw with the chance of winning a £20 Amazon voucher if you can collect them all – WOW! Continue to work your socks off and let's see if you can collect all 10!

From Miss Watson ☺





<https://www.bbc.co.uk/bitesize/tags/z7s22sg/year-2-and-p3-lessons/1>

BBC Bitesize are creating online lessons, similar to the white rose maths ones I sent you a couple of weeks ago. Every day complete the maths activities by watching the videos and then either completing the worksheet or just writing the answers in your workbook.

Lesson 1 – adding and subtracting tens

Lesson 2 – adding 2-digit numbers

Lesson 3 – subtracting 2-digit numbers

Lesson 4 – number bonds to 100

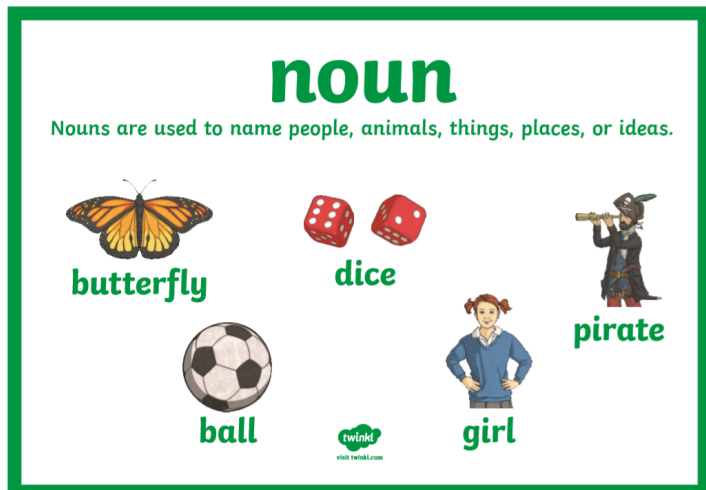
Lesson 5 – practice your skills by completing this mini challenge. Use any method you like to answer the questions. Watch out for the sneaky multiplication question. Remember, always read the question carefully and check which operation (+, -, x or ÷) it is asking you to do! Ask somebody in your house to check your answers. Are you able to get all 7 correct?

| | | | |
|---|------------------|----------------------|------------------------------------|
| 1 | $2 + 2 + 2 =$ | <input type="text"/> | <input type="checkbox"/> 1 mark |
| 2 | $16 + 3 =$ | <input type="text"/> | <input type="checkbox"/> 1 mark |
| 3 | $90 - 70 =$ | <input type="text"/> | <input type="checkbox"/> 1 mark |
| 4 | $57 + 7 =$ | <input type="text"/> | <input type="checkbox"/> 1 mark |
| 5 | $11 - 8 =$ | <input type="text"/> | <input type="checkbox"/> 1 mark |
| 6 | $10 \times 10 =$ | <input type="text"/> | <input type="checkbox"/> 1 mark |
| 7 | $12 + 23 =$ | <input type="text"/> | <input type="checkbox"/> 1 mark |

Please continue to log onto Times Table Rock stars <https://play.ttrockstars.com/auth/school/student> and practice the times tables that I have set you.



Lesson 1 – <https://www.youtube.com/watch?v=tquecIG-Pws> Watch this video to remind yourself what a noun is.



Search around your house and see if you can find a noun starting with every letter of the alphabet. I have made a start to help you:

A – apple

B – bed

C – carpet

Lesson 2 – I have set you a 2Do on Purple Mash called 'Name Nouns'. Choose the letter that begins either your first or last name. I chose 'W' as it is the first letter of my surname. See how many nouns you can think of that begin with that letter and earn yourself some class dojo points!

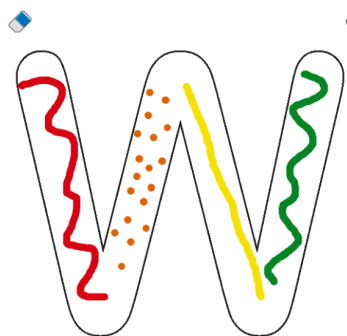
1-5 nouns = 1 dojo point

6-10 nouns = 2 dojo points

11-15 nouns = 3 dojo points

16 – 20 nouns = 4 dojo points

More than 20 nouns = 5 dojo points!



W ▾

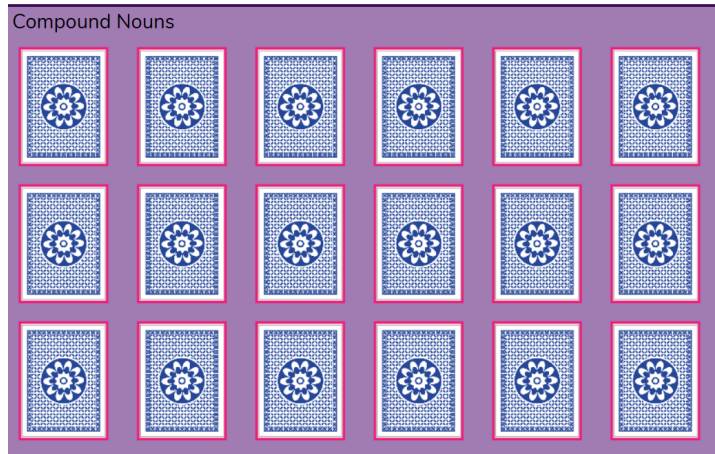
water
webs
window
washing machine
wind

Lesson 3 – I have set you a 2Do on purple mash called ‘compound nouns’.

Compound nouns are where two words that are nouns join together to make one word.

e.g. foot and ball = football, fish and bowl = fishbowl

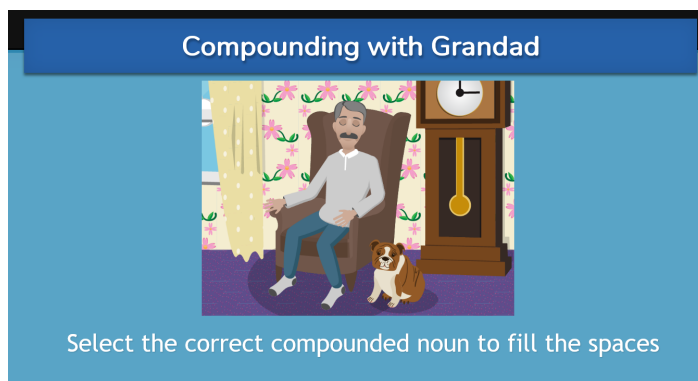
Complete the matching game I have set for you on Purple Mash by turning over two cards at time to find the matching pairs!



Write a list of all the compound nouns you make on the game in your workbook. Can you think of any of your own?

Write three sentences containing compound nouns.

Lesson 4 – I have set you a 2Do called ‘Compounding with Grandad’. Read the sentence carefully and choose the correct compound noun to fill the gaps so that the sentence makes sense.



Lesson 5 – Comprehension <https://www.youtube.com/watch?v=ZGyqxxs4Clo>

Watch the video of Miss Hassan reading ‘Aliens Love Underpants’. See if you can find the answers to these comprehension questions. Write the answers to the questions in your workbook.

1. What problem do the aliens have?
2. Why do aliens come to Earth?
3. How do the aliens find the underpants?
4. What do the aliens do when they land and see the underpants?
5. What kinds of underpants do aliens like?
6. What are some things the aliens do with the underpants?
7. What do you think the aliens like about the elastic in underpants?
8. Who gets blamed when aliens steal underpants? Why?





Last week you carried out the sink or float experiment to see what happened to objects when you placed them on water. This week I would like you to make a boat and test it to see how much weight you have to put on it before it sinks.

Here is a link to show you how to make a boat out of paper. You might have to ask somebody in your house to help you as it is quite tricky!

<https://www.youtube.com/watch?v=b3QZpBL8-Tg>

Fill a large container with water and put your paper boat on the water. Once piece at a time put a coin on your boat and see if it stays afloat or if it sinks. Keep count of the number of coins on your boat. How many coins do you think it will take to make your boat sink?

Don't worry if you don't have any coins. You could use Lego bricks, pieces of pasta, pebbles or something else.

Record how many objects it took to sink your paper boat.

Once you have done this, repeat the experiment but this time make a boat out of tin foil.

How many objects did it take to sink your tin foil boat?

Which boat was able to carry the most weight? Why do you think this was?



Log onto Charanga Yumu (your log in details are on our Year 2 virtual learning page of the website). Click on songs for ages 5-7 and then click on launch other songs. Practice your odd and even numbers by clicking learn to sing the song – Number Crunchers! See if you can change your singing voice to make it sound silly like the man who is singing the song!



PSHE



Jobs around the house

What jobs or tasks need to happen in your house each day? This could be things like making snacks, putting laundry away or looking after pets.

Which of them could you or your brothers and sisters help with?

Make a list of the jobs in your house and write next to them which ones you will complete on which days. You could even learn some new skills while you do this like using the Hoover, folding clothes and making food safely.

I would love to see you being helpful so send me some photos on our class Dojo!



PE



I have a challenge for you this week. You have all been super heroes with your learning, but can you train like one?



This week, I am sending you to 'Avengers Training Academy' so that you can help the Avengers and their Superhero allies to save universe!

Pick your favourite Superhero or Avenger and complete their workout, following the link below. With their training, you'll be ready to save the universe in no time.

https://www.youtube.com/watch?v=EbFxiX_H58

<https://www.youtube.com/user/Glennhigginsfitness>

Try something new...



Normally we would complete our travel tracker every weekday morning to say how we got to school but now we aren't able to because we aren't going to school! To try to keep us fit Living Streets have created a scavenger hunt that you can try to complete when you're out on a walk.

What I would like you to do this week is to create your own scavenger hunt of things that are more local to you. Are there any statues or monuments near you that you could include? Is there a park or a pond? Are there any shops?

Think back to last term when we became Street Detectives! Think about what human (man-made) and physical (natural) features are in your local area. Could you include these things on your scavenger hunt?

SCAVENGER HUNT



| | | | | |
|---|---|---|---|---|
| A dog <input type="checkbox"/> | Fountain <input type="checkbox"/> |  <input type="checkbox"/> | Post box <input type="checkbox"/> | Robin <input type="checkbox"/> |
|  <input type="checkbox"/> | Road cone <input type="checkbox"/> | Street light <input type="checkbox"/> | Gate <input type="checkbox"/> | Park bench <input type="checkbox"/> |
| Pedestrian crossing <input type="checkbox"/> | Telephone box <input type="checkbox"/> | Feather <input type="checkbox"/> |  <input type="checkbox"/> | Twig <input type="checkbox"/> |
| Pebble <input type="checkbox"/> |  <input type="checkbox"/> | Butterfly <input type="checkbox"/> | Brown leaf <input type="checkbox"/> | Flower <input type="checkbox"/> |
| Green leaf <input type="checkbox"/> | Duck <input type="checkbox"/> | Something smooth <input type="checkbox"/> | Puddle <input type="checkbox"/> |  <input type="checkbox"/> |
|  <input type="checkbox"/> | Squirrel <input type="checkbox"/> | Something yellow <input type="checkbox"/> | Ladybird <input type="checkbox"/> | A foot print <input type="checkbox"/> |