

## YEAR 6 HOME LEARNING – Week beginning 13/7/20

Year 6,

Words cannot express how much I wish we could all be together to mark your final week at Sacriston Academy. Each and every one of you have achieved such wonderful things, this year and in the rest of your years at Sacriston Academy.



To mark your last week as a pupil of Sacriston Academy, I have planned a range of different activities. This week, I want you to design your very own island as part of a week-long project called 'Anywhere Island'. Each of these tasks will help you to think about what you want your island to be like. I hope you enjoy them – I can't wait to see your work on Class Dojo.

Keep working hard – it is your last opportunity to complete work as a primary school pupil!

Stay safe,  
From Miss Towers





## English



Follow the link each day.

<https://www.talk4writing.com/wp-content/uploads/2020/06/Y6-Treasure-F.pdf>

**Monday:** Complete Activity 8: New ideas for story.

**Tuesday:** Complete Activity 9: Drawing your setting and Activity 10: Planning your story.

**Wednesday:** Complete Activity 10: Talk your plan through and Activity 11: It's time to write your story.

I have only included three days of English as I have included a range of writing opportunities in your project below.

Remember to keep reading and completing quizzes on Accelerated Reader.



## Maths



Follow this link: <https://whiterosemaths.com/homelearning/year-6/>

Click on **Summer Term: Week 11**. We are following this a week behind White Rose Maths so that I can have a look at it first and ensure it is suitable for all of you.

Underneath the title, you will find a video which demonstrates the learning of the lesson, breaking down the understanding. Please pause and repeat this as needed. If you would like to write notes down during the video, please do. Once you have watched the video, there is a worksheet to complete for each lesson (Monday-Thursday) **This is no longer available via the White Rose Maths website. The worksheets will be available on Class Dojo.**

**Monday:** Vertically opposite angles

**Tuesday:** Angles in a triangle – missing angles

**Wednesday:** Angles in special quadrilaterals

**Thursday:** Angles in regular polygons

**Friday:** Maths Challenge!



## Anywhere Island – lesson 1

### Geography

**Whilst out exploring, you have found an uninhabited, undiscovered island, which you can now claim as your own kingdom!**

So where were you sailing when you made this astonishing discovery?

Where in the world would you like your island to be?

**Use atlases, globes or interactive maps on the internet, to decide where you'd like your newly discovered island to be.**

- Which sea or ocean does your island lay in?
- Is it in the Southern or Northern Hemisphere?
- Which countries and other islands are closest to it?
- How close?
- Which Continent may claim it?



## Anywhere Island – lesson 2

### Geography

# Designing Your Island

Now is your chance to design your island.  
What will it be called? What geographical features will it have?  
Look at these maps for some inspiration...



What landmarks have you added to your island?

What are the co-ordinates of a specific landmark?

What is your most southerly landmark?

Can you work out the total area of your island?

### Anywhere Island – lesson 3





#### English

You are approaching your new kingdom for the first time.

Whereabouts on your island would your boat dock? Which coast is that on?

Close your eyes and imagine...

### Use Your Senses

	
What can you see around you?	What can you smell?
	
What can you hear?	What can you feel – With your fingers? Under your feet? Against your cheeks?

**How would you actually feel...**  
a sense of excitement? Nervousness? Accomplishment?

### Anywhere Island – lesson 4

#### English

Use thesauruses and dictionaries to try and collect rich and ambitious vocabulary which would describe your island. Remember you want to build an image inside the reader's mind.

Now turn your ideas into a passage of descriptive writing about your first impressions of your island.

How could you open your sentences?

Upon first glance...	Above my head...	Everywhere I looked...
With utter jubilation...	Mysteriously...	Under my feet...
As I came into dock...		



## Anywhere Island – lesson 4

### PSHE

### Creating a National Identity

Every country in the world has its own distinctive traditions, culture and language. Your island currently has no identity, and now's the time to start creating one.

#### **National Flags**

The national flag of a country can often have a deep meaning and hold symbolic significance for the people of a nation.

Research national flags and design one for your island.



## Anywhere Island – lesson 5

### Music

Continue to develop your island's national identity.

#### **National Anthems**

A national anthem is a patriotic song that is officially adopted by a country as an expression of their national identity.

Research National Anthems and write one for your island.



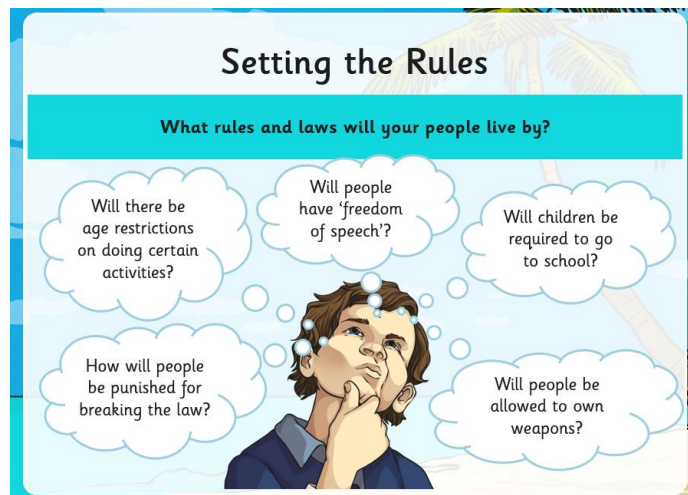


## Anywhere Island – lesson 6

### PSHE

#### Why do countries have rules and laws?

If your island is going to start to have inhabitants who live there, do you need to set some laws for them to live by?



## Anywhere Island – lesson 7

### Science

David Attenborough and his Natural World film crew are on their way to your island... a new species of animal has just been found there!

Create a fact file for the new species that has been discovered

#### Questions

- Which animal group does it belong to?
- What does its diet consist of?
- What are its predators?
- What is its natural habitat?
- What makes it unique?
- What does it look like?
- What will you name it?





## Anywhere Island – lesson 8 English

Attract tourists!

Create a holiday brochure for your island. Use persuasive techniques to attract tourists and visitors to your island! Be as creative as possible.



## Try something new...



Your final 'try something new' is not something you can do straight away. It is something however that I would like you to continue to do. As you move on to the next chapter in your lives, I would like you to continue to 'try something new'. Say hello to your new classmates. Sit next to someone new in the dinner hall. Try a new sport or club. Complete extra homework for a new subject. Sign up to a new after school club. The list is endless....

Your secondary school will have so much to offer you. It is up to you to make the most of these opportunities.

