

Hello Year 4,

Last week we began using ClassDojo, this is a great way of communicating with you and others at home as well as being a fantastic platform to share your amazing work. Letters have been sent in the post with instructions about how to sign up. Keep making me proud Year 4!

From Mr Ratton



Maths



Before looking at this week, if you can sign up to Maths No Problem using this link that would be fantastic, lessons may be on here in the future and having access to this will be very useful:

<http://www.sacristonacademy.co.uk/filecache/46d/925/13379-mnp-virtual-school-letter.pdf>

I would also like you to continue practising your times tables. There are a range of 2Dos on PurpleMash linking to times tables and you all still have access to TT Rockstars.

Below is the introductory lesson on BBC Bitesize from last week if you would like to recap it before moving onto this week's learning. If you would also like to recap the White Rose lessons, remember these lessons are in the **Week 1** section.

<https://www.bbc.co.uk/bitesize/topics/zsjqtfr/articles/zsbd7p3>

<https://whiterosemaths.com/homelearning/year-4/>

Moving forward, we will be looking at decimals again whilst also recapping parts of this year. Please complete the lessons in **Week 2:**

<https://whiterosemaths.com/homelearning/year-4/>



Lesson 4

Lesson 4 - Hundredths on a place value grid

$7 \text{ hundredths} = 0.07$ $8 \text{ hundredths} = 0.08$
 $9 \text{ hundredths} = 0.09$ $10 \text{ hundredths} = 0.1$

Get the Activity

Lesson 4 - Y4 Spring Block 4 WO9 Hundredths on a place value grid 2019

Get the Answers

Y4 Spring Block 4 ANS9 Hundredths on a place value grid 2019

Lesson 5

Lesson 5 - Divide 1 or 2-digits by 100

100	200	300	400	500	600	700	800	900
10	20	30	40	50	60	70	80	90
1	2	3	4	5	6	7	8	9
0.1	0.2	0.3	0.4	0.5	0.6	0.7	0.8	0.9
0.01	0.02	0.03	0.04	0.05	0.06	0.07	0.08	0.09

$82 \div 100 =$

Get the Activity

Lesson 5 - Y4 Spring Block 4 WO10 Dividing 1 and 2 digits by a hundred 2019

Get the Answers

Y4 Spring Block 4 ANS10 Dividing 1 and 2 digits by a hundred 2019

If you don't have access to a printer, please write the answers in your yellow exercise book. I hope you find these new lessons enjoyable!



Reading and writing



Before completing this week's tasks, it is very important that you have completed your email from last week as it links to the activities over the next 5 days.

Activity 1

Look back at your email from last week. Can you edit and improve any parts of it? Have you checked your spellings with a dictionary or by asking an adult? Are there any words or phrases you can change?



Activity 2

Below is an image of Route 66, a very famous road in America. Use your Vipers skills (don't use the internet to help you, these are your own ideas!) to answer the following questions in your exercise books:



1. Can you predict where this road might lead to? Can you give a reason for this?
2. If you could pick anywhere in the world, where would you want this road to go and why?
3. Looking at the surroundings, what can you infer about the weather conditions?
4. Can you compare and contrast this road with the one you live on? What is similar and what is different?
5. Which word best describes the picture? Barren, breath-taking or bitter. Can you explain why?

Activity 3


Can you find definitions for the following words? Use a dictionary or the internet to help you and write them in your exercise book:



- Borough
- Climate
- Itinerary
- Tourist
- Journey

Activity 4

Imagine you are on a 5-day road trip on Route 66. Who were you with? Where did you go? What was weather like? Write a diary entry for each day, talking about the places you have visited. Please complete this in your yellow exercise book. You have **2 days** to complete this task so make sure it is your best work! **Challenge:** Can you use at least 3 words you found the definitions for yesterday in your work?




Science



Our topic this term is Electricity. There is information about this on your Road Trip USA knowledge organisers. Previously we have looked at some examples of electrical appliances around the house and you have created a poster/leaflet on how to stay safe around it. Also, you have looked at the scientific side of electricity and what this means. Next, I would like to look at conductors and insulators as well as power. In your exercise books, before clicking on the links below, write definitions for power, conductor and insulator and then add to these once you have completed the lessons below. Finally, create a table of conductors and insulators in your book.

<https://www.bbc.co.uk/bitesize/topics/z2882hv/articles/zxv482p>

<https://www.bbc.co.uk/bitesize/topics/z2882hv/articles/ztyjmsg>



once




PSHE

What does the word 'kindness' mean? Discuss with an adult. Draw a mind map with words associated with kindness. How does kindness make you feel? Write or draw what kindness means.



Computing

In history, you have previously looked at Native Americans. Below are a set of statements that I want you to research using the internet. Remember, not everything on the internet is correct so you may need to look at a couple of different websites to confirm your answers. Write your answers in your yellow books:



True or false?

- All Native Americans lived in teepees
- All Native America women were responsible for the home
- Native Americans all had Mowhawk hairstyles
- The head of a Native American tribe was known as a 'master'
- There are many Iroquois descendants living in New York State today





History

Previously, you have researched the Iroquois tribe, finding out the food they ate and the warfare they took part in. This week we will be moving onto researching icons in American history. Can you create a fact file on an icon of your choice? You can pick your own icon but I have given you examples of some below:

- Muhammad Ali



- Madonna
- Rosa Parks
- George Washington
- Neil Armstrong



PE



SACRISTON
ACADEMY



Complete the lesson below. The skills you will be focusing on are agility, accuracy and coordination. Can you write a definition for each in your yellow book?

<https://www.youtube.com/watch?v=lvYSZYSZFNY>

Continue to complete PE with Joe Wicks. Answer these questions in your book at the end of the week.

What was your favourite exercise and why?

What was your least favourite exercise and why?

How did your body feel during the exercises?

Would you have done anything differently?

Try something new....



SACRISTON
ACADEMY

Ping Pong Story Telling!



Write the opening sentence to a story, then someone else writes the next line. Then its your turn again!
Keep alternating until you have a full story.