

Hello Year 4,

What an amazing week we had last week! This week, we will be trialling Microsoft Teams for online teaching, you will have your logins in an email that was sent. The lessons that will be taught on Teams will be highlighted in **yellow**.

Also, if you haven't already, **please sign up to ClassDojo** using the letter you should have received in the post when you have a chance. It is the best way of being able to communicate with me and being able to stay up to date with any changes that may occur. If you have not received a letter, please raise this during your next weekly check-in phonecall. Stay safe, take care and keep making me proud.

From Mr Ratton



Maths



Before looking at this week, if you can sign up to Maths No Problem using this link that would be fantastic, lessons may be on here in the future and having access to this will be very useful:

<http://www.sacristonacademy.co.uk/filecache/46d/925/13379-mnp-virtual-school-letter.pdf>

I would also like you to continue practising your times tables. There are a range of 2Dos on PurpleMash linking to times tables and you all still have access to TT Rockstars.

If you would like to recap the White Rose lessons from last week, remember these lessons are in the **Week 4 (w/c 11th May)** section.

<https://whiterosemaths.com/homelearning/year-4/>

Moving forward, please complete the lessons in **Week 5 (w/c 18th May)**:

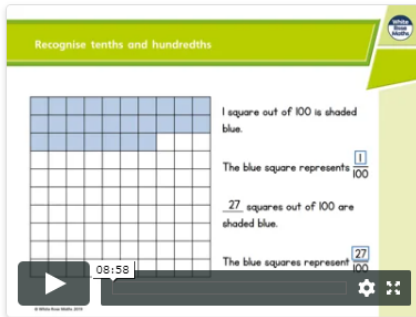
<https://whiterosemaths.com/homelearning/year-4/>



Please note, the lessons that are highlighted in yellow will be set as an assignment on Microsoft Teams. The other worksheets will be available on ClassDojo.

Monday: Lesson 1

Lesson 1 - Recognise tenths and hundredths




Looking for the worksheets? Contact your child's school to check if they have a subscription to our worksheets. Alternatively, [read more here](#) or get some extra practice from BBC Bitesize.

Already covered this content?
Click here to find an alternative plan.

Tuesday: Lesson 2

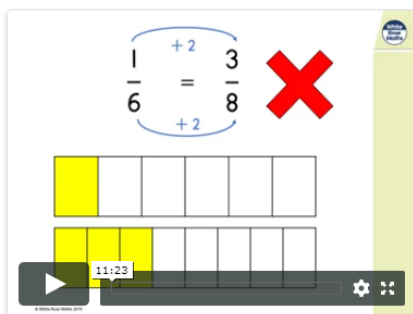
Lesson 2 - Equivalent fractions (1)



Looking for the worksheets? Contact your child's school to check if they have a subscription to our worksheets. Alternatively, [read more here](#) or get some extra practice from BBC Bitesize.

Wednesday: Lesson 3

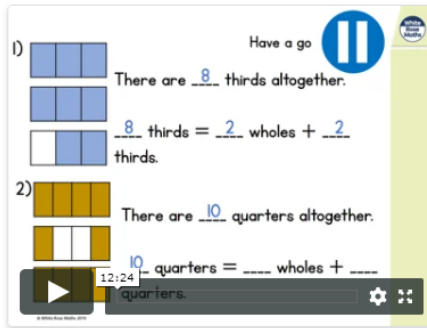
Lesson 3 - Equivalent fractions (2)






Looking for the worksheets? Contact your child's school to check if they have a subscription to our worksheets. Alternatively, [read more here](#) or get some extra practice from BBC Bitesize.

Thursday: Lesson 4

Lesson 4 - Fractions greater than 1



1) Have a go  
There are 8 thirds altogether.
8 thirds = 2 wholes + 2 thirds.

2) 
There are 10 quarters altogether.
10 quarters = 2 wholes + 6 quarters.

Looking for the worksheets? Contact your child's school to check if they have a subscription to our worksheets. Alternatively, [read more here](#) or get some extra practice from BBC Bitesize.

Friday: Lesson 5

Friday Maths Challenge



Maths Challenge
Coming Soon!

BBC Bitesize 

Get the Activity

Family Challenge Friday 22nd

Challenge Certificate

Download your certificate and record how many challenges you completed!

Get the Answers

Family Challenge Friday 22nd - Answers

The most suitable questions for Year 4 are 1, 2, 3, 4 & 5. But why don't you work with your family on the rest of the problems. Do as many as you can! Help each other out.


 [Share your progress](#)
#WRMChallenge #BitesizeChallenge

If you don't have access to a printer, please write the answers in your yellow exercise book. I hope you find these lessons enjoyable!



Reading and writing

Activity 1



Listen to and read some of the stories and poems that entertained the Vikings at feasts and celebrations, such as Sigurd the Dragon-Slayer, which will be provided on ClassDojo. After listening and re-reading, retell the story to an adult as if you were a Viking!

Activity 2

Using the Sigurd the Dragon-Slayer document on ClassDojo, answer the following questions:

1. Find these 4 words in a dictionary and write their meanings, you can find more if you wish from the text:
 - Blacksmith
 - Slay
 - Forged
 - Lair
2. Why do you think this story has been told throughout history?
3. Who did Sigurd slay?
4. Why did Sigurd also slay Reign?

Reading Vipers

Vocabulary
Infer
Predict
Explain
Retrieve
Sequence or Summarise



Activity 3

Kings had their own poets, called skalds. They would create and read poems to entertain the guests and the subject matter often focused on how great the King was. You could decide what type of poem you would like to prepare for King Olaf, perhaps a rhyming poem, a free verse, a haiku or a calligram. Imagine that you are a skald (poet) of the famous Viking, King Olaf. Working with an adult, draft ideas for a poem to entertain the king and his important guests at a royal feast, remembering that what he most wants to hear is that he is an amazing warrior. Seek out information, ideas and vocabulary from different research resources.

Activity 4

Refine and complete your poem, making sure that you include lots of detail about the king's prowess in battle, praising his skills, weapons and victories.



Activity 5

Practise performing your poem. Rehearse reading it with an adult in time and with dramatic effect, so that the king and his nobles will be suitably entertained. Is there anything you could do to make the performance feel authentic? Maybe you could dress up as a skald, or even have a Viking feast!



Science

Our topic this term is 'States of Matter' Please complete the lesson below.

Can you draw your own diagram of the water cycle?

<https://www.bbc.co.uk/bitesize/topics/zkkgg87h/articles/z3wpp39>



PSHE



Tell someone how much you love them.

Help make dinner.

Feed the birds.

Leave a happy note somewhere for someone to find.

Teach someone something new.

Give someone a hug to show how much you care.

Smile at everybody.


Make a get-well card for someone.

Tidy your bedroom without being asked.

Choose some acts of kindness to complete over the week, can you complete them all?



Art and Design



Look at and copy a range of intricate Anglo-Saxon pattern work. Use your drawings to create print blocks, using either polystyrene with a drawn design or a relief block using string, card and glue. Print onto squares of cotton fabric using a range of printing inks. If these materials are not accessible, you can draw your own.



Geography



Use maps of Europe to identify countries from which the Viking raiders came. Draw a sketch map of Europe to show your findings. Discover the importance of the city of York.



PE



Complete the lesson below.

<https://www.youtube.com/watch?v=IvySZYSZFNy>

Continue to complete PE with Joe Wicks. Answer these questions in your book at the end of the week.

What was your favourite exercise and why?

What was your least favourite exercise and why?

How did your body feel during the exercises?

Would you have done anything differently?



Try something new....

Lessons learned by grown ups



Ask your adults about tips/tales/things they have learned during home schooling. Maybe they could give the teachers some tips!

