

Sawasdee Ka, Year 3!

Wow, engagement has shot through the roof! You have tackled your Teams work with a great mindset and reminded me how hard you all work to do your best. Please keep checking in each morning from 9:30 to have a go at the live lesson as it has been so beneficial seeing how well you are all doing.

We have enjoyed the glorious sunshine and shared some wonderful photos - thank you! When the sun decides to leave us again, you all still have TTRS, topmarks.com, Accelerated Reader, Purple Mash and your virtual online learning to keep you busy, as always, get your efforts up on Dojo!

To date, I have handed out 242 Class Dojo points and 57 certificates... I mean WOW! Our learning environment changed but our hearts did not! You should consider the effort you have put into your learning as nothing short of amazing. For 'Try Something New' this week, I would like you to draw....draw, design, create, experiment, innovate, I don't mind!! Let's show our creative flair this week and work on our art skills (as often these can lay hidden until you unleash them!)

Hope to see you in our Teams online learning sessions!

Miss White



## Maths

This week, everyone should be logging in to Times Tables Rockstars and practising their times tables. At the end of term, we will need to look at which times tables we know and so now is the time to get practicing! Your log in is the first three letters of your first name followed by the first three letters of your surname. Your password is abc. I am looking out for more logins next week to hand out my Class Dojo points!


### Monday

<https://whiterosemaths.com/homelearning/year-3/>

We will be using this website to first watch the teaching videos, and then have a go at the questions attached.

Summer Term - Week 9 (w/c 22nd June)

#### Lesson 1 - Right angles in shapes



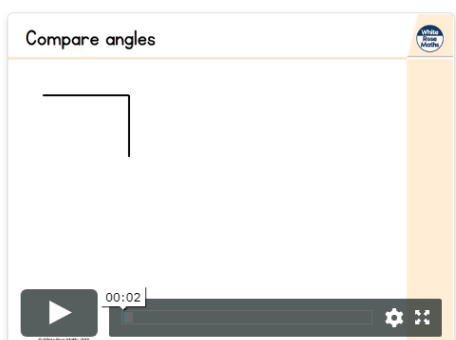
Your question sheet is on Class Dojo.

### Tuesday

<https://whiterosemaths.com/homelearning/year-3/>

We will be using this website to first watch the teaching videos, and then have a go at the questions attached.

#### Lesson 2 - Compare angles



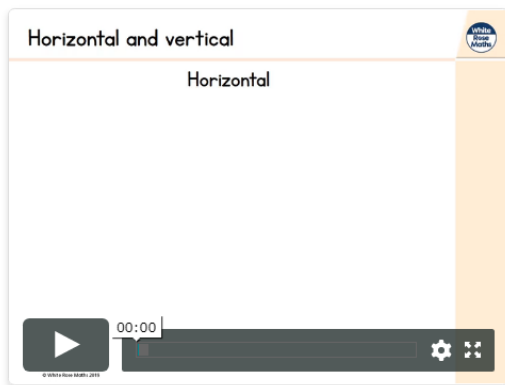
Your question sheet is on Class Dojo.

### **Wednesday**

<https://whiterosemaths.com/homelearning/year-3/>

We will be using this website to first watch the teaching videos, and then have a go at the questions attached.

#### **Lesson 3 - Horizontal and vertical**



Your question sheet is on Class Dojo.

### **Thursday**

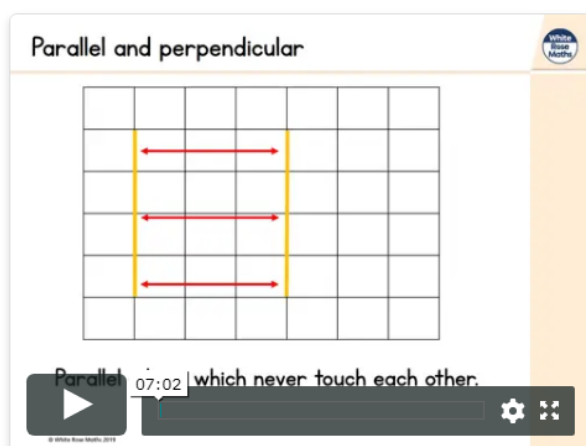
This lesson will also appear on your Teams Online Learning session. The question sheet will be your assignment on Teams.

or

<https://whiterosemaths.com/homelearning/year-3/>

We will be using this website to first watch the teaching videos, and then have a go at the questions attached.

#### **Lesson 4 - Parallel and perpendicular**



Your question sheet is on Class Dojo.

### **Friday**

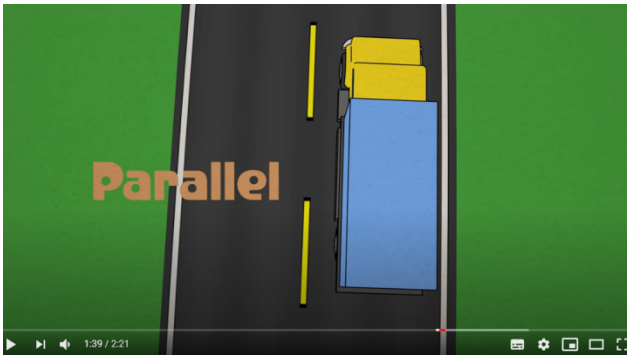
This lesson will also appear on your Teams Online Learning session

Or

You need to watch the following videos and MAKE NOTES! Your task today will be to write out your learning in your assignment in shorthand (not full sentences). This is so that I can see what knowledge you are retaining and what we need to work on. You can use your notes to write up your answers though! If you aren't in our Teams lesson, please make yourself a knowledge mat based on each video.



<https://www.youtube.com/watch?v=P3AOoLbA3us> - Angles Song | Acute, Obtuse, & Right Angles | 3rd & 4th Grade



<https://www.youtube.com/watch?v=NVuMULQjb3o> - Parallel, Perpendicular & Intersecting Lines Song



SACRISTON  
ACADEMY

**Monday**

This lesson will also appear on your Teams Online Learning session

or

Please complete the Monday 29th English worksheet on Perseus and Medusa that has been posted to Dojo 😊

**Tuesday**

This lesson will also appear on your Teams Online Learning session

or

Please complete the Tuesday 30th English worksheet on Perseus and Medusa that has been posted to Dojo 😊

Reading and Writing

## Wednesday

This lesson will also appear on your Teams Online Learning session

or

Please complete the Wednesday 1st English worksheet on Perseus and Medusa that has been posted to Dojo 😊

## Thursday

I have posted the full story on Class Dojo. Make yourself a den, fort, comfy spot or snuggle in somewhere. Then, you can either:

- a) Read from the beginning with an adult, taking a section each and reading by taking turns.
- b) Read from page 5 by yourself or with an adult to discover what happened to Perseus and the King.

## Friday

Medusa's hair was made of snakes to portray her as being deadly and vicious. What animal would you want to come out of your head to achieve the following tasks. Tell me WHY using subordination (because, since, as) and include reasoning in your answer. I need to be convinced!

1. You need to build a treehouse and have no tools
2. You want to show off to your friends and family
3. You want to have a conversation with the animal in your hair



SACRISTON  
ACADEMY

### Science


We recently looked at animal skeletons and food chains. Can you research the snake, and create a fact file on how it lives and survives, including a description of its skeleton and what its food chain might look like?



SACRISTON  
ACADEMY

### Computing

What technology would you like to develop to help you through lockdown? Please write a letter to a Zeus, informing him of what he could do as a God to help you build some technology that would help you in your daily life. For example, Zeus could send a Hercules robot to lift up your house and carry you to your friend's house so you could talk through your bedroom windows.



SACRISTON  
ACADEMY

### History

Please only complete this task after you have completed the English tasks first! 😊

<https://www.youtube.com/watch?v=DLePx0dH2Tc> - Perseus and Medusa – Ancient Greek Mythology Stories

This is an alternative version of Perseus and Medusa. Can you write down the key differences

between the two?

Why do you think stories change over the years? Think about technology, paper, word of mouth...



### Art

Caravaggio was a controversial and influential Italian artist from the 16<sup>th</sup> century. We are in the 21<sup>st</sup> century, where art is much different at times to what was created back then.

Here is a famous painting of his, 'The Head of Medusa', which clearly depicts the moment she has her head chopped off!



Can you try to recreate this image? You could use other things for her hair, like wool or spaghetti, and could draw her face on a plate, piece of wood or card, as the original was on a wooden shield! You could even dress up and recreate the painting in a photo of yourself!



### PE

I am setting this for our final week of Olympic games! Can you create your own Olympic games logo using this one as your inspiration?



Get moving this week by having your own Ancient Greek Olympics! Use objects you have in your home and pick from the list of Olympic games. Could you create a game of your own and challenge me on Class Dojo?

Marshmallow Stacking Contest  
Garden dash  
Hula Hoop Contest  
Frisbee Throw  
Long Jump

If an Olympic athlete won an event during the ancient Olympic Games, a wreath woven out of olive branches was placed upon his head – I look forward to seeing who is victorious!



### Try something new...

I have attached some drawing tutorials to Class Dojo this week for you to perfect your form drawing. It is easy to stick with what you know, a cat...a frog...a robot?? Well try some of this week's extra challenges to develop your drawing skills by drawing well-known people or creatures that might pop up in our learning throughout our time at school!

