

RECEPTION HOME LEARNING

Week beginning 15/06/20

Hello Reception,

Our weather has been changeable, but it hasn't stopped us keeping busy. Some of you have been lucky enough to get to a beach recently and I've enjoyed seeing some of your photographs. Others have been out and about on your bikes and been mastering riding them without stabilisers! Who else has learned a new skill whilst at home? I have enjoyed going out on my bike too, you may have spotted me on it on our staff challenge? We have lots of fun making them. There's lots of challenges you can take part in too, keep an eye out for them. The current one is 'Red or Black' and you will be entered into a prize draw for our class if you complete six of them. Please keep sending me photographs too on Dojo, I love hearing from you all!

Mrs Butterfield





This week *The Princess and the Wizard* will be helping you with your maths:

<https://whiterosemaths.com/homelearning/early-years/>

Day 1: Days of the week pattern:

Can you spot the days of the week missing in the pattern? What does the princess do on each day of the week?



Day 2: Make a counting book:



Day 3: Keep counting: The wizard keeps counting down in the story. Lets play some magic counting games!

Day 4: Counting and halving with spells: Make a spell with 20 different items. Can you help the wizard to find half?

Day 5: Position: The wizard keeps trying to catch the princess. Who is closest to her?

Watch a video and play some games to help you learn days of the week:

<https://www.bbc.co.uk/bitesize/topics/zrqqtfr/articles/ztjg39q>



How did you get on with the phonics check last week? Hopefully you will be ready to tailor your phonics need to your child this week. Continue with the daily phonics, all lessons can be found here:

https://www.youtube.com/channel/UCo7fbLqY2oA_cFCIq9GdxtQ?fbclid=IwAR2zPh6YahiI_fOxLD_ikMQE_S-EWj_1_6L8MYTCYUUMBv-1DePkw5_7--E

We will be using Talk for Writing over the next few weeks, based on 'The Amazing Adventures of Max'. Max is a dog that loves adventures and in this story he ends up on a beach. Perfect for our topic this term!

<https://www.talk4writing.com/wp-content/uploads/2020/04/Reception-Sue.pdf>



Day 1: Warming up the words (Page 10) Talk about and explore the words from the story.

Day 2: Where's Max? (Page 11) Max is sitting on a wal at the beach, but where is his friend Snowy? Match up the words and pictures then write them in sentences.

Day 3: Where is snowey? (Page 12) Use preposition words to describe where snowey is in each photograph. Draw some of your own and label them.


Day 4: Rhyme time (Page 13) Enjoy singing and clapping along to this rhyming song:

https://www.youtube.com/watch?v=9mmF8zOlh_g

Day 5: Read a seasons rhyme (Page 14) Make up your own rhymes. Which words are real and which are made up? Can you write your rhyme down or film yourself saying it?



Science



Fidgety Fish! Let's dive under into the ocean and find out what it's like under the sea. You will have the chance to make your own seaside sensory bottle in this lesson by The National Oak Academy.

You will need:



<https://classroom.thenational.academy/lessons/fidgety-fish-ruth-galloway/activities/1>

I'd love to see some photographs when you have finished!




Art



Fishes and Wishes

Remember I showed you the fish I made from driftwood, rope and sea glass I found on the beach? Well look at this large art that has been made on Easington beach as part of the Fishes and Wishes project! Isn't it amazing? They have used lots of different stones, bricks, coal and things found washed up on the beach. Could you make a large fish art of your own? This could be in your house, garden, on a walk or on the beach if you are going. Send me a photo when you have finished, I would love to see what you create! You can also find out more at www.thebarneasington.co.uk/fishes-and-wishes



There is also a task on Purple Mash to create your own fish, if you wish!



PSHE



Healthy Hugs - this week we will be helping 'Rosie the Ragdoll' learn a different way of meeting and greeting friends during COVID 19 without touching each other. We will think about gestures we use to communicate and find a way to greet each other in a positive way. You can find a video from The National Oak Academy here with the full lesson:

<https://classroom.thenational.academy/lessons/healthy-hugs>

In this lesson, you will need:

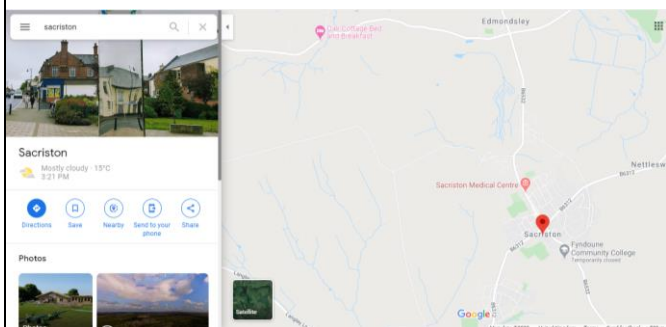
A quiet place

Favourite teddy





Geography/Technology



Let's explore our local area. If you can go for a walk, play 'I Spy' with your family and see if you can spot some things that are natural and some things that humans have made. Can you make a list of these things at home? If you can't get out for a walk, you could use Google Maps (this is a fun thing to do as well as an actual walk!). If you click on the little orange person, and drop it onto the map, you will see the view as if you are really there!



PE



Who would like to earn their Joe Wicks Virtual School certificate this week? You need to take part in his daily P.E. lesson for the whole 5 days to achieve this. Let me know how you get on - drop me some photos or videos on Class Dojo.

<https://www.youtube.com/user/thebodycoach1>



Try something new...



As a whole school we would like each year group to contribute towards a collective piece of artwork and each class has been assigned a colour theme to contribute towards forming a collaborative rainbow. Our class has the colour **orange** and I would like you to send me a photograph on Class Dojo of something you have assembled in the colour. It could be you fully dressed in orange, your face painted, a collection of objects, a painting you have done, something you have found outdoors... be creative, as long as it is mostly orange. Here are some ideas:

