

Hi Year 1,

What lovely weather we had last week! I hope that you all spent some well-deserved time outside enjoying yourselves between the fantastic work and learning that you have been doing. Our children in school have been working incredibly hard and I know that Miss Watson has been very impressed with the posts that you have been putting on your portfolios if you are working at home. Great work! Let's keep working hard so we can blow her socks off!

Please remember, the Red or Black challenge is still on-going, as well as certificates. There are 10 different certificates to be awarded. Many of you have received lots already but nobody has managed to get all 10 yet! Remember that there is a certificate for completing Joe Wicks every day and for completing the Read Write Inc. Videos. Do you think you can get all 10 before the summer holidays? I think you can.

Bye bye, butterfly!

Love from,
Miss Hassan





Maths




Keep watching the Bitesize Daily Lesson Videos, remembering to complete the activities in your home learning book.

p2-

Day 1: counting to 100
<https://www.youtube.com/watch?v=0TgLtF3PMOc>

<https://www.bbc.co.uk/bitesize/tags/zjpqqp3/year-1-and-lessons/1>

Day 2: recognising coins
https://www.youtube.com/watch?v=vs8F_g3MGtM



Day 3: recognising notes
https://www.youtube.com/watch?v=5DDI_RIZB0c

Day 5: challenge of the week

Day 4: counting money
<https://www.topmarks.co.uk/money/coin-s-game>



Reading and writing



Keep up with your phonics learning and watch the daily lessons. Remember this could earn you a certificate!

This week, we are continuing our pirate adventure!

<https://www.talk4writing.com/wp-content/uploads/2020/05/Y1-Sayeeda.pdf>

Day 1: Re-read the Story of Sayeeda the pirate princess

<https://soundcloud.com/talkforwriting/sayeeda/s-ewAQuMNjrJt>

Day 2: Story time
Make up an adventure for Fergus! Use the words to help you.

Day 3: What's in Fergus's treasure box?
Read the poem and solve the riddles

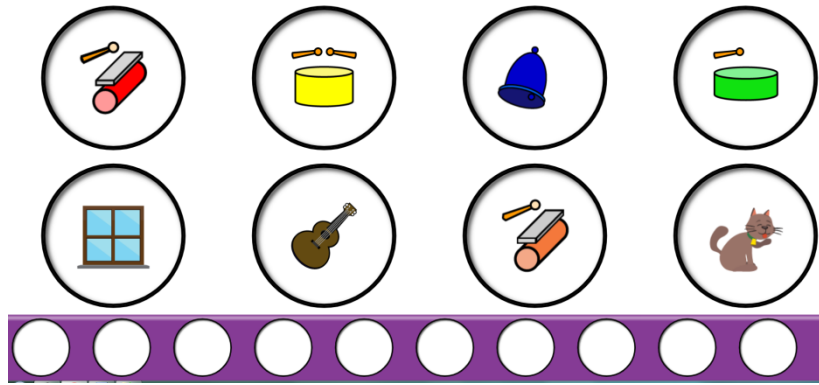
Day 4: A message in a bottle
Read the message and write a reply to Sam and Polly

Day 5: Treasure Maps!
<https://theimaginationtree.com/diy-pirate-map-and-treasure-hunt-games/>
Make your own treasure map and write a story to go with it about hunting treasure!



Science and music





I have set you a 2 Do on purple Mash called '2 Explore'. It is your job to experiment with making different sequences of sounds by clicking on the different pictures. Can you create a piece of music?



History

Meet some of the amazing characters from Brazilian mythology, like Saci-Pererê, the playful wish granter, and Curupira, the little red-haired, green-toothed dwarf.

After looking at pictures of each character, write a few sentences to describe what they look like and what they can do.



Iara

Iara is known as the mother of water. She looks like a mermaid. She is very beautiful and has long, flowing hair. She sings to the fishermen of Brazil and calls them to the water.



Curupira

Curupira is a short man who lives in the forest. He has red hair and green teeth. His feet are turned backwards. He likes to trick hunters in the forest. Curupira protects the forests and all the animals that live there.



Boitatá

Boitatá protects forests and animals against fire. Its shiny eyes can blind people who look into them. Boitatá can turn into a burning log to trick those who want to harm the forest.



Cobra-Grande

Cobra-Grande is the most powerful mythical creature in the Amazon River. It lives in the water and can change shape to frighten fishermen away.



Pedro Malasartes

Pedro is a hero. He is very clever. He does good things. He looks like a normal man and wears a hat. Pedro can turn every bad situation into a good one. He is a very funny person.



Saci-Pererê

The Saci-Pererê is a little boy with only one leg. He wears a magical red cap and likes to smoke a pipe. He is always up to mischief and likes to play tricks.



Art and Design

Choose one of the amazing characters that you are learning about in your history work this week. Can you create a piece of art showing one of the characters? You could use pencil to do your artwork or, if you can, you could use paint or even chalk.



PSHE

Making a memory box

Lockdown has been a very unusual time, one that we will probably never experience again! Your job is to create a memory box. You need to fill it with things that will remind you of this time so that in years to come you can look back at it and remember it. You could include some work you did, photographs, objects and you can even write your future self a message!



PE



Take part in some fun PE this week with Andy's wild workouts!

<https://www.youtube.com/watch?v=hZLPpBAcXUY>



Computing

<https://www.bbc.co.uk/bitesize/articles/zkly382>

Complete the BBC Bitesize lesson 'What is a computer code?' by following the link above. Watch the different videos and then you can try to play the games on there too.

Human Robots


For your task, I would like you to turn a member of your family into a human robot!

https://www.barefootcomputing.org/docs/default-source/at-home/human_robot_activity6fb9fdddbdcfc6c779083ff0100ba3f46.pdf?sfvrsn=4a4591ea_0

Use key words to make your adult move around the house. Remember to tell them how many of each action you would like them to do otherwise they could end up bumping into something!

Example:

- 2 steps forward
- Left turn
- 3 steps forward
- Right turn
- 1 step forward
- 1 jump



Try something new...



You are invited to join our talent contest!



From singing and dancing to sporting and music, I cannot wait to see your entries to our talent show! I just know they're going to be brilliant 😊

Please share your videos on your portfolio and send them to
admin@saristonacademy.co.uk