

Hello Year 4,

What a lovely week I had last week! My highlights were having the chance to speak to most of you on Monday when I rang home and being in school on Monday and Tuesday. Your work last week really did blow me away and I hope for more of the same over the coming days. Every single one of you are making me so proud every single day. Stay safe and take care.

From Mr Ratton



### Maths



Before looking at this week, if you can sign up to Maths No Problem using this link that would be fantastic, lessons may be on here in the future and having access to this will be very useful:

<http://www.sacristonacademy.co.uk/filecache/46d/925/13379-mnp-virtual-school-letter.pdf>

I would also like you to continue practising your times tables. There are a range of 2Dos on PurpleMash linking to times tables and you all still have access to TT Rockstars.

Below is the introductory lesson on BBC Bitesize from two weeks ago if you would like to recap it before moving onto this week's learning. If you would also like to recap the White Rose lessons, remember these lessons are in the **Week 2** section.

<https://www.bbc.co.uk/bitesize/topics/zsjqtfr/articles/zsbd7p3>

<https://whiterosemaths.com/homelearning/year-4/>

Moving forward, we will be looking at decimals again whilst also recapping parts of this year. Please complete the lessons in **Week 1 (w/c 20<sup>th</sup> April)**:

<https://whiterosemaths.com/homelearning/year-4/>



## Monday: Lesson 1

### Lesson 1 - Make a whole

**Flashback 4** Year 4 | Week 3 | Day 1

- 1) Divide 32 by 100
- 2) What number is represented on the grid?  

Ones	Tenths	Hundredths
●	●●●●	●●●●
- 3) Write  $\frac{3}{10}$  as a decimal.
- 4) What is 1 000 less than 8,793?

08:26

#### Get the Activity

Lesson 1 - Y4 Summer Block 1 WO1 Make a whole 2020

#### Get the Answers

Lesson 1 - Y4 Summer Block 1 ANS1 Make a whole 2020

## Tuesday: Lesson 2

### Lesson 2 - Write decimals

**Flashback 4** Year 4 | Week 3 | Day 2

- 1) Complete the part-whole model.  

1	0.3
0.7	
- 2) Write  $\frac{17}{100}$  as a decimal. 0.17
- 3) How many tenths are equivalent to  $\frac{90}{100}$ ? 9 tenths
- 4) Find 0.5:23 1/4 of 3,476 and 964

05:23

#### Get the Activity

Lesson 2 - Y4 Summer Block 1 WO2 Write decimals 2020

#### Get the Answers

Lesson 2 - Y4 Summer Block 1 ANS2 Write decimals 2020

## Wednesday: Lesson 3

### Lesson 3 - Compare decimals

**Compare decimals**

A

Ones	Tenths	Hundredths
	●●●●	●●●●

= 0.21

B

Ones	Tenths	Hundredths
	●●●●	●●●●

07:45

#### Get the Activity

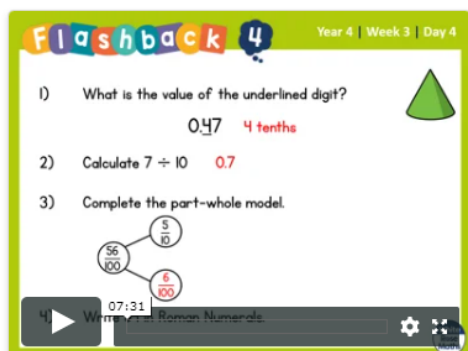
Lesson 3 - Y4 Summer Block 1 WO3 Compare decimals 2020

#### Get the Answers

Lesson 3 - Y4 Summer Block 1 ANS3 Compare decimals 2020

## Thursday: Lesson 4

### Lesson 4 - Order decimals



Flashback 4 Year 4 | Week 3 | Day 4

1) What is the value of the underlined digit?

047 4 tenths

2) Calculate  $7 \div 10$  0.7

3) Complete the part-whole model.

Part-whole model showing 56/100, 5/10, and 6/100.

07:31 Write in Roman Numerals

#### Get the Activity


Lesson 4 - Y4 Summer Block 1 WQ4 Order decimals 2020

#### Get the Answers

Lesson 4 - Y4 Summer Block 1 ANS4 Order decimals 2020

## Friday: Lesson 5 – Please complete questions 1 and 2. You can complete more if you wish!

### Friday Maths Challenge



Maths Challenge

BBC Bitesize

White Rose Maths

#### Get the Challenges

The most suitable questions for Year 4 are 1, 2, 3, 4 & 5. But why don't you work with your family on the rest of the problems. Do as many as you can! Help each other out.

#### Get the Answers

Answers Week 1

Share your progress  
#WRMChallenge #BitesizeChallenge

If you don't have access to a printer, please write the answers in your yellow exercise book. I hope you find these new lessons enjoyable!



SACRISTON  
ACADEMY

### Reading and writing



Before completing this week's tasks, it is very important that you have completed your diary from last week as it links to the activities over the next 5 days.

#### Activity 1

Look back at your diary from last week. Can you edit and improve any parts of it? Have you checked your spellings with a dictionary or by asking an adult? Are there any words or phrases you can change?

#### Activity 2

Read the myth in the link below and answer the following questions in your yellow book:



1. Can you retell the story to someone in your house? Which Vipers skill are you using here?
2. Find 5 words you are unsure of in the text and use a dictionary to find the definitions.
3. How do you think the man felt when he brought his net out of the water the second time?
4. Infer how the man was feeling when he brought his net out for a third time. Are there any words or phrases that tell you how he was feeling?
5. What was the name of the spirit protecting Cheakamus?
6. What do you think the message is that the writer has tried to get across to the reader in this myth?

### Reading Vipers

**V**ocabulary  
**I**nfer  
**P**redict  
**E**xplain  
**R**etrieve  
**S**equence or Summarise



### Activity 3

Can you plan out your own myth? See if you can include these elements in it:

- Characters
- Plot
- A message you want to get across to the reader



### Activity 4

Write out your own myth that you planned out yesterday. You have 2 days to complete this. **Challenge:** Can you retell your myth to someone in your house?



### Science



Our topic this term is Electricity. There is information about this on your Road Trip USA knowledge organisers. Previously we have looked at some examples of electrical appliances around the house and you have created a poster/leaflet on how to stay safe around it. Also, you have looked at the scientific side of electricity and what this means. Last week, we tackled conductors and insulators as well as the meaning of power.



This week, you will look at circuits using the link below. Please complete the activity that is included.

<https://www.bbc.co.uk/bitesize/topics/zq99q6f/articles/zt8vg82>



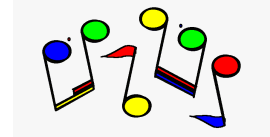
### PSHE



Take some time to focus on positive news stories. Together, you could collect all the stories about acts of kindness you have heard recently, such as musicians holding concerts on social media or balconies, people offering to do each other's shopping, or the way communities are coming together to support each other and appreciate health workers during this period. You could make a presentation, sharing all the positive news you can find.



### Music



Watch video clips and listen to recordings of traditional Native American music. Close your eyes and imagine which instruments are being played. Raise your hand each time they hear a new instrument or sound. Open your eyes and discuss what you heard, what instruments were being played and how the music made you feel.



<https://www.youtube.com/watch?v=UeT9x2nQTfM>



### Geography



Previously, you have researched the different states of America and located them on a map. This week, we will be looking more specifically at physical geography. Your first job will be to find out what I mean by physical geography; are there any examples near you? Your next task will be to create a travel brochure about a physical geographical feature in America. Remember that you'll need to include lots of facts and information that encourages people to want to go there. Here are some recommendations but you can choose your own.

- Mississippi River
- Grand Canyon



- Rocky Mountains
- Everglades National Park
- Old Faithful – Geyser
- Lake Superior
- Monument Valley
- Niagara Falls

A document will be published on ClassDojo on Monday to help you with finding information.



## PE



Complete the lesson below. The skills you will be focusing on are agility, accuracy and coordination. Can you write a definition for each in your yellow book?

<https://www.youtube.com/watch?v=lfra8pSPEhE>

Continue to complete PE with Joe Wicks. Answer these questions in your book at the end of the week.



What was your favourite exercise and why?

What was your least favourite exercise and why?

How did your body feel during the exercises?

Would you have done anything differently?



## Try something new....



Complete the activity below, I can't wait to read some of the silly sentences we come up with!

**12** Write a silly sentence that includes all of these words... **BANANA, CURTAIN, DOLPHIN, SNOW** and **BALLOON**. Now think of your own words and write some more!