

Good morning Year 1,

I hope you are all as cheery as ever, singing good morning to your family like you do to me each day... or saying it in your deepest voices! Remember, your smile is contagious so share it 😊😊

You should now be back into your routine of working at home. If not, why don't you teach our 'days of the week' song to the people you're living with. Start your day by trying to work out the date and I challenge you to remember how many days there are in this month... Which month will come next and when?

Keep working hard and doing the best you can! Some days you might complete more work than others but that is OK. Remember, I don't expect you to complete everything! Just do what YOU can, keep on trying your best and stay positive. I believe in you!

Stay safe my spectacular Sacriston Stars!

Lots of love,

From Miss Hassan



P.S. I am missing my daily sports update from so many of you...

So, here's a picture from one of my daily walks. Who can spot St. James' Park?

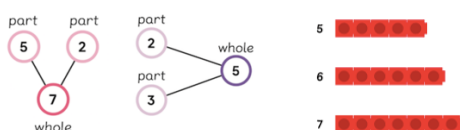


Maths



As you may already know, you can now access your Maths No Problem workbook online (see information on how to access on our virtual class page). Before school closed, we had just started chapter 10 (Numbers to 40). This would be a great place for you to start and revise if you are wanting to use these resources 😊

If you enjoyed Bitesize daily last week, they will also be revisiting numbers, but all the way up to 50! Follow the videos each day for new activities including: ordinal numbers (1st, 2nd, 3rd...), partitioning (part-part-whole), comparing and ordering.




I will also set to do's around this on purple mash for you to try so that I can see how you're getting on 😊 I know you will be fantastic mathematicians.

Reading and writing



Bitesize daily this week will help you to form your letters correctly (Monday), and put punctuation in the right places when writing sentences (Tuesday). Always remember – all writing is best writing! So I want to see your best writing in your books when we return.

This week I want you to write a set of instructions. This could be on anything you like (perhaps linked to your science activity this week or your try something new). Write about something you know well and remember to include imperative verbs (bossy verbs eg. pour, hold, draw, wash...). Check that you have used accurate sentence punctuation and that your work makes sense. You could improve your work by including more instructional features eg. a list of equipment. Remember to include commas if you're writing a list.



<https://www.bbc.co.uk/teach/class-clips-video/how-to-write-clear-instructions/zrvtscw>

Science



Jack needs a new beanstalk!

This week we're looking at plants. I would like you to observe and describe how seeds grow into plants. Remember to record your findings and observe closely when you check each day.

The activity I've suggested is for a beanstalk, however you might want to plant something totally different – it's up to you!

<https://www.science-sparks.com/jack-and-the-beanstalk-beans/>



PSHE




We currently have a lot of people who are working incredibly hard as key workers to help our country. Can you create a lovely thank you card and post it to somebody that you know is helping us? It could be for the NHS, the police, the fire service, shop workers or anyone else you can think of! Remember to write a nice message inside, I'm sure you will cheer somebody up and they will know that you appreciate how hard they are working.



Art and Design

Use the web (<https://www.kiddle.co/> will help you to stay safe) to find interesting and famous family portraits. Look at these paintings and portraits of families. Talk to your adult about who you think they might be and what generations might be shown.

Then, using the photographs you have found as a starting point, make sketches of your own family portrait. Remember to press gently with your pencil and take your time, focusing on the details of your artwork.



History

I have set you a to do on Purple Mash called 'Changing Homes'. Can you place the homes in chronological order? Impress your adults by telling them what chronological order means!

Write sentences about each home, using the 'think about' toolkit to help you. If you had a choice, which of these homes would you like to live in? Explain your answer.



PE



I need your help Year 1! Do you think you're up for the challenge?

This week, I am sending you to 'Avengers Training Academy' so that you can help the Avengers and their Superhero allies to save universe!

Pick your favourite Superhero or Avenger and complete their workout, following the link below. With their training, you'll be ready to save the universe in no time.

Good luck. I know you can do it!

<https://www.youtube.com/user/Glennhigginsfitness>



Try something new...



This week I want you to create your own game! It could be a board game or something you could play outside with a ball... the rules are up to you! Let your endless creativity run free and make something exciting for everyone to play together. You could even share ideas! There's no right or wrong here, just have fun and stay safe 😊