



Hello Reception,

You continue to amaze me with your amazing efforts in learning at home, well done!



Here is an update on our stick insects. They are growing really big now and are about 5cm long! Mr Butterfield is in charge of looking after them and enjoys walking to find them fresh brambles and ivy to eat. He always has a challenge when it's time for the plant change over, as they are so good at camouflaging themselves and even tuck their legs in and pretend to be a stick sometimes! I think it's about time we had some names for them, don't you? We have six in total. I've set you a task on Dojo to submit your suggestions and it must come that way to be considered (I will draw them using a random generator!). To submit photographs, work, videos etc, the best place is in your Dojo Portfolio. To do this, you (the child), must be the one logged in and not your grown-up.

You will also see your certificates and challenges set there. Your grown-ups can still send photographs in the messenger feature and ask me questions that way, but it would be great seeing more of you login to your own Dojo account too if you can.

I have enjoyed my beach walks in the evening sunshine and was so excited last weekend to spot a pod of dolphins in the sea. Here is a photograph I took of the sun setting (I didn't get one of the dolphins unfortunately!). Have you seen anything interesting on your walks? Here are some of you on yours:



Look forward to hearing from you all again this week on Dojo, take care all of you.

Mrs Butterfield



Maths



The Very Busy Spider will be helping you to learn this week!
[https://whiterosemaths.com/homelearning/early-years/ \(week 4\)](https://whiterosemaths.com/homelearning/early-years/(week%204))

You can listen to the story being read here first:
<https://www.youtube.com/watch?v=TfL0g-XRxnA>


Day 1: Complex patterns Webs are complex patterns. Have a go at being a very busy spider and draw your own orb-weaver web.



Day 2: Spot the mistake The Very Busy Spider tells stories about how many flies she has caught, can you see if she's correct?



Day 3: Spider Drive, Counting to 20 Play a game of Spider Drive (like Beetle Drive) and then use number bonds to 20 within the song of Incy Wincy Spider.



Day 4: Doubling Spiders have 8 legs, double 4. Have a look at the pictures and decide which are doubles and which are not.



Day 5: Positional language There is a fly on each page of the book. Can you find it and describe the position?

Here is a 10s frame modeller to help you with counting:

<http://www.ictgames.com/mobilePage/tenFrame/index.html>


Reading and Writing



Remember to keep up with your phonics learning and watch the daily lesson if you can. The details are on our Virtual School page. But as a little reminder, if you're not sure which one to watch, Set 1 sounds are for all of Reception and if you are in Mrs Holliday's group then you are Set 2.

Try this phonics game this week, which is the odd sound that isn't the same as the others?
<https://www.phonicsbloom.com/uk/game/odd-sound-out?phase=2>


We are going to try some story writing over the next two weeks, using The National Academy:
<https://www.thenational.academy/reception/english/materials-reception-wk1-1>



Day 1: Materials Learn and practise using different words to describe objects.

Day 2: The Three Little Pigs

Listen to the story of The Three Little Pigs and then tell your teddy your favourite part and draw a picture of it.



Day 3: Story Map Recall the key parts of the story and draw a story to help remember it.

Day 4: Story Writing (Part 1) Act out the story and write sentences from it.

Day 5: Story Writing (Part 2) Continue to write the story of The Three Little Pigs.



Science



Last week you found out a little about zoos and how they do more than just let you visit wild animals. Did you find out anything about how they help to stop animals becoming endangered? What does this word mean? This week, find out more about one animal that needs humans to help it survive, the orangutan: <https://kids.sandiegozoo.org/animals/orangutan> There is a live webcam of orangutans in zoo, I have just been watching one eat, can you spot it?

When you have found out some facts, pop onto Purple Mash and make a fact sheet- I have set this as a task for you.

PSHE



Lots of your grown-ups have had a very busy time with being your teacher at home and doing their own jobs too. Can you find out a little more about what their job is like? What do they do every day and why? Think of some questions to ask them in a little interview and perhaps you could make a video of you asking the questions or write them down if you prefer.



Please pop this into your Portfolio on Dojo, there is a challenge set up for it.



Music



Listen and Appraise: Don't You Worry 'Bout A Thing by Incognito



Log onto Charanga <https://charanga.com/site/>

Username: Your username will be your first name and the first initial of your surname followed by your year group all in lowercase.

Password: password

E.g. John Smith in Reception. Username: johnsrec

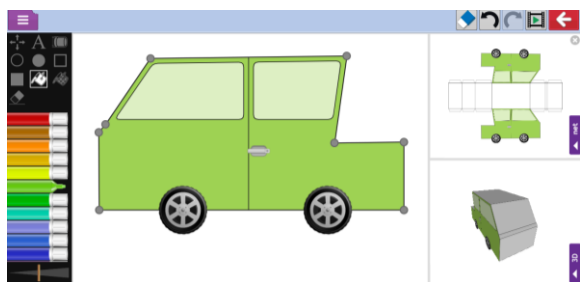
Listen and Appraise: Don't You Worry 'Bout A Thing

Learn the song and answer some questions about it.

Do you like the music?

What can you hear?


Art and Design



Last week you designed some fabulous safari trucks and considered the shape and colours needed. This week, can you turn your design into reality and construct it yourself? You could use junk modelling, lego or anything you can get creative with. Please upload a photograph to your Dojo Portfolio for me to see if you can.



PE



Begin by taking part in a safari yoga:

<https://www.youtube.com/watch?v=Jo3qa3Vk6vQ>

Then have a Big African Animal dance

<https://www.youtube.com/watch?v=c7I5oUWE73g>



Try something new...



Have you got a pack of cards in your house? Challenge your family to see who can build a house of cards!

I will have a try myself and show you on Dojo WHEN I achieve it! Please share your efforts with me by uploading a photograph to the challenge on Dojo in your portfolio.

