

Hello Year 3,

It was so lovely to hear from so many of you this week. I am incredibly proud of the attitude you all have towards your learning so please keep it up. Log into TTRS, complete your 2Do's, have a game or two on PurpleMash and hopefully this week's lessons will keep you busy whilst the sun recharges its batteries and forces us all back indoors for a little while. Remember to keep logging in to our online websites; take the time out to practice your times tables and engage in your online learning to keep your brains exercised. Class Dojo will be up and running soon so I am excited to hear from you; I am missing doing my register each morning and hearing you say good morning in all the different languages we know!

Get busy, get motivated and get your teeth stuck into some learning this week!

From Miss White



### Maths



Please continue looking over your WhiteRose maths topic of Fractions and consolidate what you have learnt by exploring the additional sites below and apply your learning.

If you haven't already done so, use a slice of bread, pizza, or cake to teach an adult about halves, thirds and quarters and take a picture to share or save for when we come back!

<https://whiterosemaths.com/homelearning/year-3/>

[www.topmarks.co.uk](http://www.topmarks.co.uk)

[www.mathsplayground.com](http://www.mathsplayground.com)

**This set of lessons looks at Fractions using pictorial representations. This means that we use pictures to represent set of items to see how we share and divide to create fractions. It might help you to create the questions in front of you using small items, like Lego or pasta.**

**Monday - Lesson 1** – BBC Bitesize – Year 3 Maths KS2 What are unit and mixed fractions?

<https://www.bbc.co.uk/bitesize/topics/zhdwxnb/articles/zxcfjty>

**Tuesday - Lesson 2** - BBC Bitesize – Year 3 Maths KS2 Maths of the Day Football Fractions

<https://www.bbc.co.uk/bitesize/topics/zhdwxnb/articles/zyrj7ty>



**Wednesday - Lesson 3** - Youtube – Let's Learn Fractions – Understanding Maths for Kids

Please check what knowledge you have consolidated and draw out the pizzas and pies with labels!

**Thursday and Friday - Lesson 4 and 5** - BBC Bitesize – Year 3 Maths KS2 How to add and subtract fractions

This is new and will need you to focus and take your time. Take two days to consolidate this and if you grasp it, make some DICE tasks for your parents.



**Reading and Writing**



**Monday**

This photo is from March 24<sup>th</sup> 2020. Please use your VIPERS skills to answer the following questions.


- Why do you think the man practices his magic using chairs?
- What other magic do you think the man possesses?
- Why do you think he is in a field?
- What do you think his home is like?
- If you could perform magic, what power/ability would you most like to have?

**Tuesday**

It is VE day on the 8<sup>th</sup> May, and a wonderful time to celebrate the strength and dedication of the British people.

VE day marks 75 years since the guns fell silent at the end of the war in Europe, and whilst many are likening isolation to the war effort, the differences are actually quite immense.

For your reading lesson today, can you compare and contrast these two photos? Write down your ideas short hand on paper, or on post it notes, and place it over each picture to explain your thinking to an adult.



Wednesday

Complete your Purple Mash 2Do's on instruction writing recap.

Thursday

When the civilians in Britain were on lockdown during WW2, they often had to leave their homes and places of work without warning and rush to safety. They couldn't grab their belongings or their special items and had to hope that they would be able to return to them soon.

We have previously looked at instruction writing, ensuring we include a time adverb (first, next, then, finally), numbered instructions and imperative, bossy verbs!

Imagine you are one of our WW2 civilians. Can you write some instructions for someone to pack you a bag with 4 of your most special items? Include juicy vocabulary and give them more guidance by including adverbs of manner and place.

Friday

Can you use a dictionary or Britannica Kids dictionary through Google to ensure you know the meaning of all the words in this vocab mat?

Once you have worked them all out, pick 3 to write out 3 reasons why you admire the people who fought for our country or worked to keep everyone safe during the war effort?

E.g The population was brave as they sent their families off to do the **fighting** whilst they kept their homes running.



**My two words for this week are**

**"stifling" and "humid"**

What could these words be used to describe and where might we feel them?



We have learnt about what herbivores are recently when investigating predator animals and the food chain. Herbivores are plant eaters, requiring nutrients from plants to survive and grow. Can you research what plants these herbivores (that you might find living in the UK) would need to eat to survive?

- Llama
- Horse
- Tortoise
- Goose
- Snails



### PSHE - Put yourself in someone else's shoes



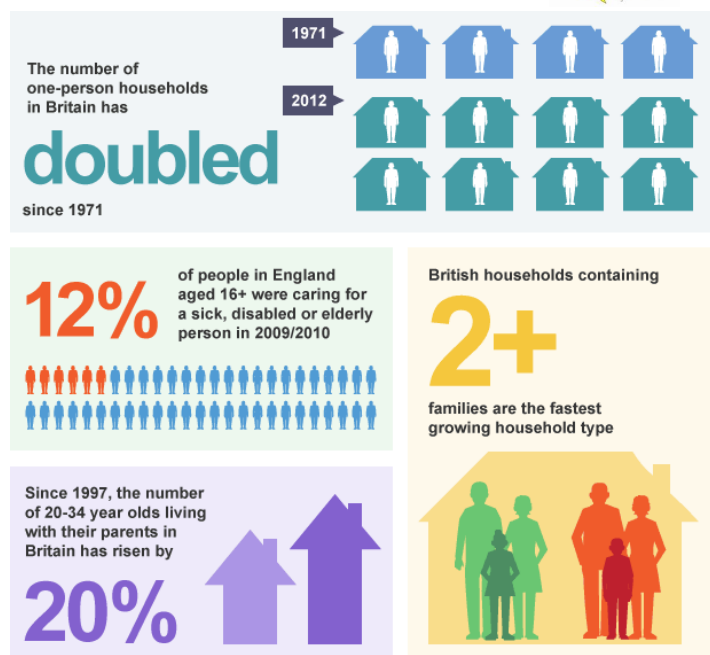
(For this activity you will need to talk to someone and get their thoughts on it too)

Imagine that self-isolation happened the year that many of you were born.

The statistics show us that twice as many people were living on their own than 50 years before that, and that 12 out of every 100 people had to look after somebody else in their family.

What do the other pieces of information show us?

Can you discuss how each piece of information shows that people would be experiencing lockdown in different ways, with different problems and different experiences?



For example, if 20% of adults are still living with their parents, how many people are likely to be living in that house? Are they likely to be able to stay safe? Will they feel lonely or stressed?



### Music



VE day is celebrated from 8<sup>th</sup> May to the 10<sup>th</sup> May. We planned to have a party, as did many of the streets around the country. You can still do your bit, by making musical instruments and dressing in red, white and blue for the day.

Please google 'Kiddley musical instruments' and see what items around your home can help you create a steady beat to celebrate with flair and style over the weekend in your gardens. Make sure you understand the importance of VE day and recognise those people who enabled us to live the way we do today.



### Urban Pioneers – Art




Within our Urban Pioneers topic, we will be looking at graffiti and its role within different cultures and cities. When created by artists who have a purpose in mind, graffiti is a form of expression that does not deface or destroy property, but spreads a message or represents the culture that area upholds.

Please watch the following video on Youtube – Cassie Stephens Chalk Hearts – about the UK artist J Goldcrown who has become the most photographed mural artist in New York City. His designs are simple but spread a message to love one another.

Could you graffiti a large piece of paper or card, hold it behind your head as a backdrop, and take a photo to spread a message of love?

<https://www.youtube.com/watch?v=ISJPeXCdrds&t=45s>



## PE



We have all worked hard to earn our 'Walk to School' badges but lockdown has made that pretty impossible to achieve...until now!

Get onto [www.livingstreets.com](http://www.livingstreets.com) and find the primary schools section to see what activities they have planned for you to work towards your next award. Take a photo to show your efforts and post it. When we all return, we will decide on what class reward we could have!

ALSO! Please try the SuperMario Fitness Challenge on Youtube and compete with a person in your house. The instructions are on the video. Can you do this each day for the week? The person with the least points has to do a dare at the weekend!



## Try something new...

When we begin to regain a little bit of normality, I am sure that we will all have dreams to jet off to some wonderful places. During lockdown, I have been brushing up on my languages as it's my favourite subject to teach. On our Class Dojo page, I will be posting videos with some vocab for you to learn at home so that once you decide what jobs you would like to pursue, you could be prepared to chase it in any country around the world!

Our first set of videos will be Thai, French, German and Spanish numbers to 10.

